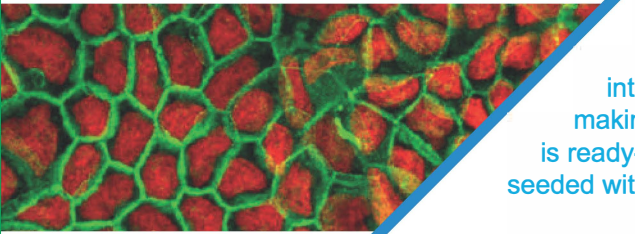


ReadyCell

EASING YOUR SCREENING

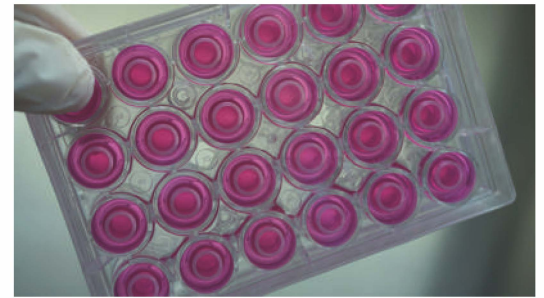
The ready-to-use system for in vitro intestinal absorption evaluation



CacoReady is an in vitro model based on a differentiated Caco-2 cell monolayer with morphological and functional properties of the in vivo intestinal barrier. CacoReady is derived from human colorectal carcinoma, making it an important system for predicting the in vivo absorption. CacoReady is ready-to-use and consists of 24 and 96 insert-integrated permeable supports seeded with differentiated and polarized Caco-2 barriers.

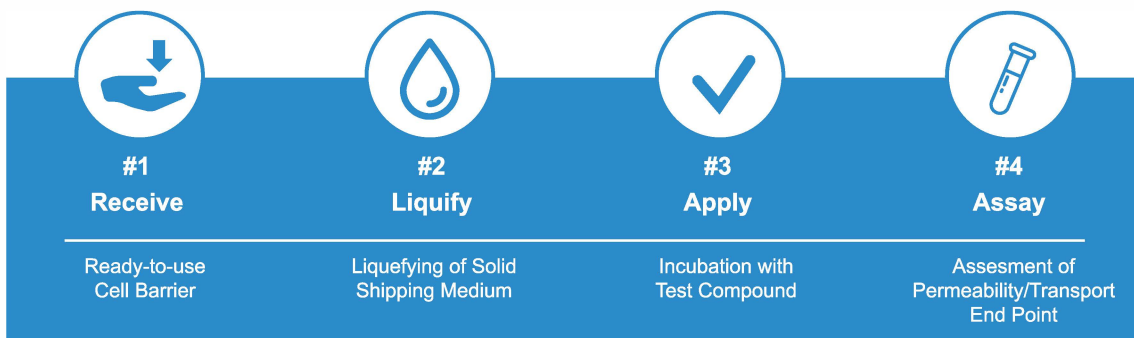
Applications of CacoReady

- Evaluation of oral absorption efficiency, oral bioavailability and oral toxicity
- Study of mechanisms involved in oral and intestinal absorption
- Studies of drug transporters and drug-drug interaction
- Suitable for research on new delivery systems



We ensure the preservation of the barrier's properties during transport thanks to our patented shipping medium

Four simple steps to use CacoReady



Benefits of CacoReady

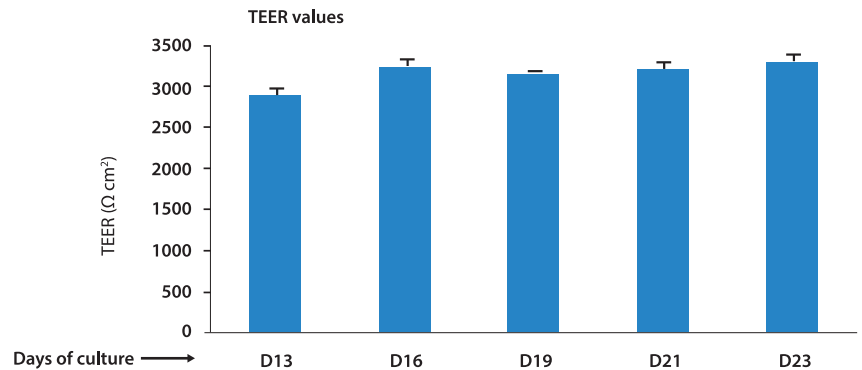
- Available on demand
- Ready-to-use
- User friendly and easy-handling system
- Flexibility thanks to a window of 5 days for transport/permeability measurements after 21-day cell barrier differentiation
- Adaptable to automation
- High reproducibility
- Permeability or transport experiments without in-house cell line development or acquisition and cell propagation

ORDER YOUR PLATES
info@adaricell.com
510-280-5959

EXPERIMENTAL DATA

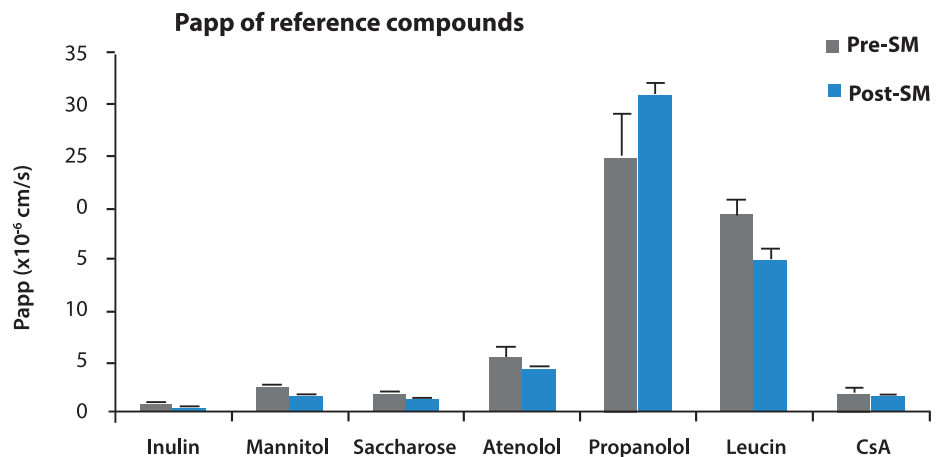
Stability of CacoReady barrier properties under shipping conditions

Stability of Caco-2 barrier evaluated by TEER measurement at different days after the addition of the solid shipping medium (D16 to D25). Results show the flexibility of CacoReady since the kit is functional up to 5 days after the 21-day barrier.



Functional stability of CacoReady after shipment

Permeability of different reference compounds tested on CacoReady before and after the addition of the solid shipping medium. Results are expressed as Papp values for the apical to basal direction.



High CacoReady reproducibility among batches

This figure shows the reproducibility of CacoReady kit among different batches. Functionality of Caco-2 barrier is evaluated by permeability assays of different reference compounds. Results are expressed as the average of Papp values performed in several independent experiments.

