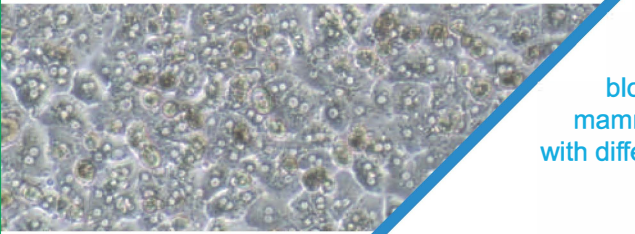


ReadyCell

EASING YOUR SCREENING

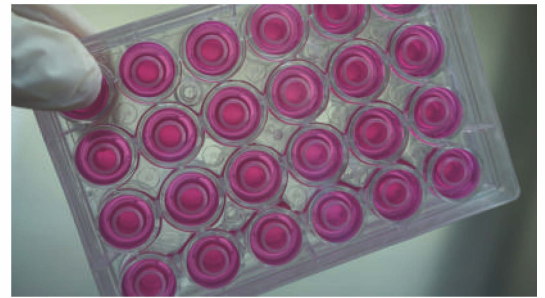
A novel ready-to-use system for in vitro drug transporter evaluation



PreadyPort-BCRP is an in vitro model based in a differentiated MDCKII cell monolayer expressing BCRP. BCRP transporter is present in the blood-brain barrier, gastrointestinal tract, placenta, liver, kidney, testis, and mammary tissue. PreadyPort-BCRP kits contain 24 or 96 insert-integrated plates with differentiated MDCKII cells expressing BCRP, as well as the parental cell line.

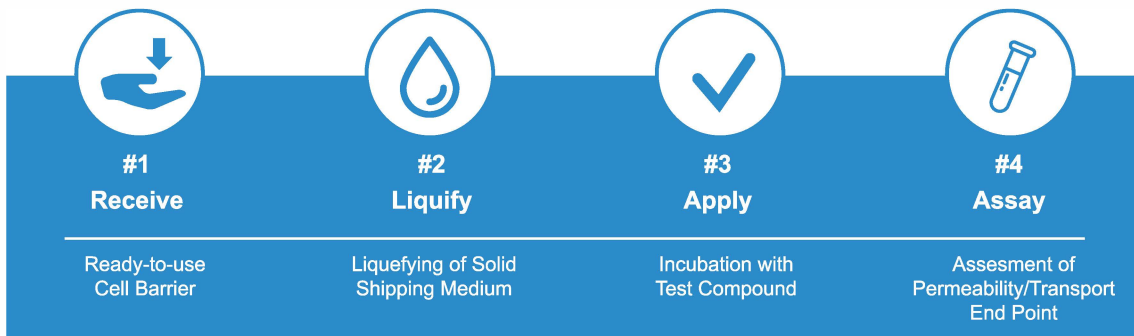
Applications of PreadyPort-BCRP

- BCRP substrate assessment for direct transport studies
- BCRP inhibitor assessment for drug-drug interaction studies
- Models the net transport events of physiological barriers such as the human blood-brain barrier, the gastrointestinal tract and placenta, and of the excretory cells (renal and hepatic cells)



We ensure the preservation of the barrier's properties during transport thanks to our patented shipping medium

Four simple steps to use PreadyPort-BCRP



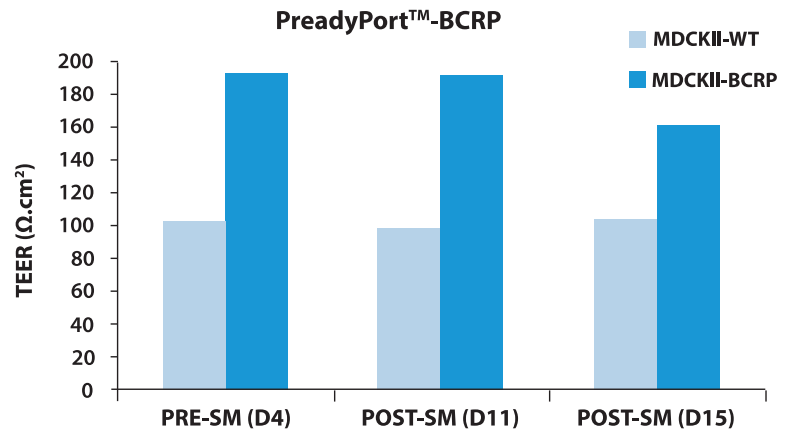
Benefits of PreadyPort-BCRP

- Available on demand
- Ready-to-use
- User friendly and easy-handling system
- Flexibility thanks to a window of 4 days for transport measurements
- Adaptable to automation
- Permeability or transport experiments without in-house cell line development or acquisition and cell propagation

EXPERIMENTAL DATA

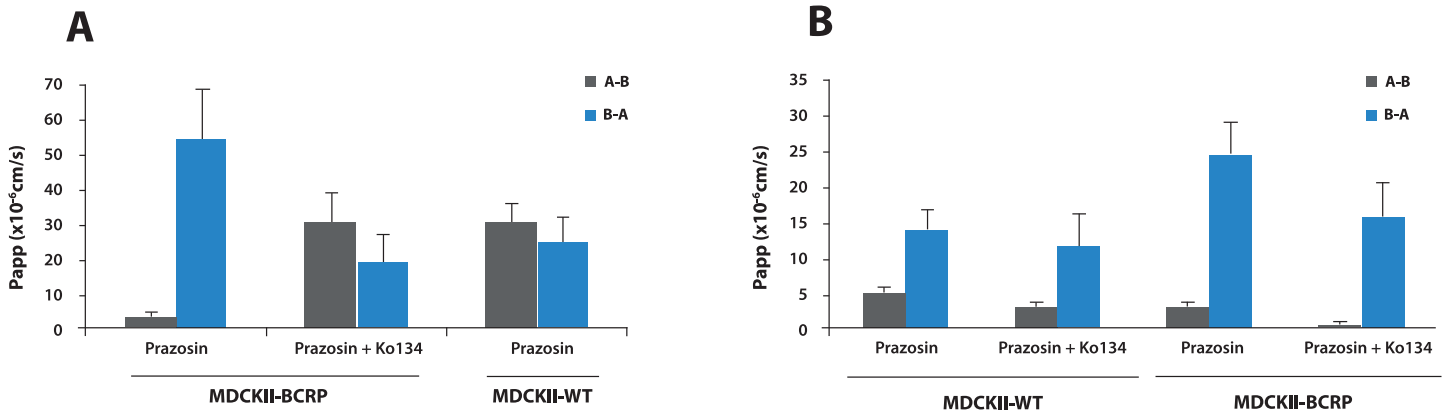
Stability of PreadyPort-BCRP barrier properties after shipment

Immobilization was maintained for 4 days at room temperature. The shipping medium was then removed and TEER was measured after 3 and 7 days in standard culture conditions.



Functional Stability of PreadyPort-BCRP in 24 & 96-well plates format during Shipment

BCRP-mediated Prazosin transport was determined using the PreadyPort-BCRP kit 24 well-format (A) or PreadyPort-BCRP kit 96 (B) at day 12 of culture. Ko134 was used as specific BCRP inhibitor. Results are expressed as the average of 3 independent experiments.



Efflux Ratio Values for Known BCRP Substrates

Apparent permeability and efflux ratio values for different BCRP substrates obtained in collaboration with Siena Biotech

PreadyPort-WT

BCRP substrate	Concentration (μM)	Papp A-B (10cm/s)	Papp B-A (10cm/s)	Efflux ratio
Prazosin	10	43,04	51,31	1,19
Imatinib	10	48,74	40,76	0,84
Topotecan	10	2,90	8,39	2,89
Dantrolene	20	35,72	28,34	0,79

PreadyPort-BCRP

BCRP substrate	Concentration (μM)	Papp A-B (10cm/s)	Papp B-A (10cm/s)	Efflux ratio
Prazosin	10	9,21	86,86	9,43
Imatinib	10	17,83	155,08	8,70
Topotecan	10	1,00	6,82	6,84
Dantrolene	20	1,49	53,54	36,05